



Union Elementary School

92398 Water Users Ln
Lakeview, OR 97630 (541) 947-2553
http://www.lakeview.k12.or.us/schools/union_school.php

DISTRICT Lake County SD 7
SUPERINTENDENT Will Cahill
PRINCIPAL Susan Warner
GRADES SERVED K-6

For more report card measures, including detailed demographic information, visit www.ode.state.or.us/go/RCMeasures

FROM THE PRINCIPAL

Dear Parents and Community Members,

The annual report card issued by the Oregon Department of Education offers a comprehensive picture of Union Elementary. Smarter Balanced testing is administered to grades 3 - 6. OAKS testing is still administered in grade 5 for science.

The Smarter Balanced test results in 3 - 6 grades reflect test scores in both reading and math compared to the state average. The Smarter Balanced test results in 3 - 6 grades reflect test scores in both reading and math compared to the state average. The score in white are Met and Exceeded scores. The Smarter Balanced reading score for Union Elementary School is 23.8% compared to the state average of 52.8%. The Smarter Balanced math score for Union Elementary School is 23.8% compared to the state average 43.7%. The OAKS science score for Union Elementary 5th grade is 0% compared to the state average of 15.7%. Although there is gap in the scores at Union Elementary compared to the state average, Union Elementary is unique because their small class size can skew test score percentages greatly.

The Union staff will strive to improve instruction at every grade level. Union School continues to be an RTI (Response to Intervention) school. RTI provides a framework that assesses every student's abilities in reading and mathematics. The teaching staff reviews the assessment results, and instructional programs are assigned to address the needs of every student.

Union School Staff continues to push forth advancements in curriculum and instruction that aligns with the Common Core Standards. Specifically, we have added teaching staff to reduce classroom size. All classrooms are using Engage New York for math to advance student's skills in math. Our ultimate goal is to advance student achievement in the Common Core Standards and the Smarter Balanced Assessments in the spring. If you have questions related to Common Core Standards or Smarter Balanced testing, please contact me at (541) 947-2136.

Thank you,

Principal | Susan Warner


SCHOOL PROFILE

ENROLLMENT 2015-16	45
K-3	30
4-5	9
6-8	6

MEDIAN CLASS SIZE	School	Oregon
Self-Contained	15.0	25.0
Departmentalized	--	--

SELECTED DEMOGRAPHICS	
Economically Disadvantaged	40%
Students with Disabilities	27%
Ever English Learner	*
Different Languages Spoken	1
Regular Attenders	88.9%
Mobile Students	8.2%

STUDENTS



IMMUNIZATION RATES

Percent of students with all required vaccines: 91 (Visit www.healthoregon.org/immdata for more information.)

Percent of students without all required vaccines: 9

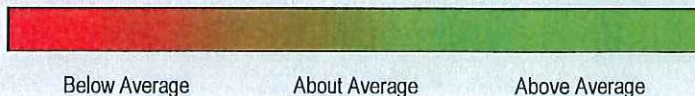
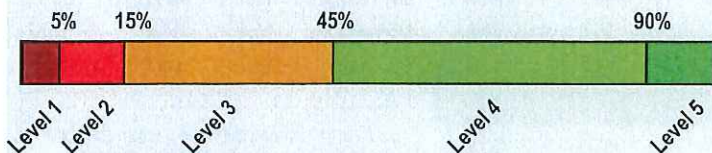
(This value includes students with medical exemptions, nonmedical exemptions, no immunization records, or up-to-date but incomplete immunization records.)

* <5, and >95 are displayed when data are unavailable or to protect student confidentiality.

*** indicates that this school offered lunch at no charge to all students.

OVERALL SCHOOL RATING

Given the recent passage of the Every Student Succeeds Act (ESSA) and the expiration of Oregon's ESEA flexibility waiver on August 1, 2016, the State of Oregon will not assign ratings (i.e., overall and comparison school ratings) to schools for the 2015-16 school year.





Union Elementary School

92398 Water Users Ln
 Lakeview, OR 97630 (541) 947-2553
http://www.lakeview.k12.or.us/schools/union_school.php

DISTRICT Lake County SD 7
 SUPERINTENDENT Will Cahill
 PRINCIPAL Susan Warner
 GRADES SERVED K-6

For more report card measures, including detailed demographic information, visit www.ode.state.or.us/go/RCMeasures

PROGRESS ARE STUDENTS MAKING ADEQUATE GAINS OVER TIME?

SCHOOL PERFORMANCE	Performance of students enrolled in the school for a full academic year						
	Did at least 95% of the students at this school take required assessments? <input checked="" type="checkbox"/> Yes <input type="checkbox"/> No, Interpret Results with Caution <i>Participation rate criteria are in place to ensure schools test all eligible students.</i>						
The Smarter Balanced and alternate assessments have four performance levels where levels 3 and 4 are meeting the standard for school and district accountability.	School Performance (%)			School Performance (%)	Oregon Performance (%)	Like-School Average (%)	
	2012-13	2013-14	2014-15	2015-16	2015-16	2015-16	2015-16
	English Language Arts (Administered statewide in grades: 3-8, 11) ■ Level 1 ■ Level 2 □ Levels 3 & 4						
	All students in tested grades			2014-15 was the first operational year of the new English language arts assessment.	23.8	52.8	60.5
			7.7	23.8	22.3	22.1	
			23.1	23.8	24.8	17.4	
			69.2	52.4			
	Mathematics (Administered statewide in grades: 3-8, 11) ■ Level 1 ■ Level 2 □ Levels 3 & 4						
See report cards from previous years to view historical OAKS performance data.	All students in tested grades			2014-15 was the first operational year of the new mathematics assessment.	23.8	43.7	50.9
			<5	38.1	28.8	31.0	
			*	38.1	27.5	18.2	
			*				
	Science (OAKS) (Administered statewide in Grades: 5, 8, 11) ■ Did not meet ■ Met □ Exceeded						
	All students in tested grades			70.0	16.7	66.5	75.9
			10.0	0.0	15.7	15.4	
			60.0	16.7	50.8	60.5	
			30.0	83.3	33.5	24.1	

Visit www.ode.state.or.us/go/data for additional assessment results.

*, <5, and >95 are displayed when the data must be suppressed to protect student confidentiality.

OUTCOMES FOR KEY STUDENT GROUPS AT THIS SCHOOL COMPARED TO THE SAME GROUPS STATEWIDE

STUDENT GROUP OUTCOMES	School Performance (%)	Oregon Performance (%)	Like-School Average (%)	School Performance (%)	Oregon Performance (%)	Like-School Average (%)	School Performance (%)	Oregon Performance (%)	Like-School Average (%)
	Economically Disadvantaged				American Indian/Alaska Native			Native Hawaiian/Pacific Islander	
Eng. Lang. Arts	37.5	40.9	54.4	Eng. Lang. Arts	*	36.0	54.5	Eng. Lang. Arts	*
Mathematics	37.5	31.5	43.9	Mathematics	*	27.6	36.4	Mathematics	*
Science	*	56.1	70.5	Science	*	51.7	57.1	Science	*
English Learners				Asian				White	
Eng. Lang. Arts	*	30.3	23.5	Eng. Lang. Arts	*	70.6	66.7	Eng. Lang. Arts	23.5
Mathematics	*	22.9	23.5	Mathematics	*	67.5	33.3	Mathematics	23.5
Science	*	38.7	*	Science	*	75.6	*	Science	*
Students with Disabilities				Black/African American				Female	
Eng. Lang. Arts	25.0	23.9	29.6	Eng. Lang. Arts	*	31.7	20.0	Eng. Lang. Arts	37.5
Mathematics	12.5	20.3	23.9	Mathematics	*	20.9	33.3	Mathematics	37.5
Science	*	38.4	44.7	Science	*	41.5	*	Science	*
Migrant				Hispanic/Latino				Male	
Eng. Lang. Arts	*	25.9	*	Eng. Lang. Arts	*	34.7	43.7	Eng. Lang. Arts	15.4
Mathematics	*	19.2	*	Mathematics	*	25.5	34.8	Mathematics	15.4
Science	*	36.1	*	Science	*	44.9	66.7	Science	16.7
Talented and Gifted				Multi-Racial					
Eng. Lang. Arts	*	95.5	>95	Eng. Lang. Arts	*	57.2	50.9		
Mathematics	*	94.8	90.0	Mathematics	*	46.6	50.9		
Science	*	97.7	*	Science	*	70.0	71.4		

*, <5, and >95 are displayed when the data must be suppressed to protect student confidentiality.



Union Elementary School

92398 Water Users Ln
Lakeview, OR 97630 (541) 947-2553
http://www.lakeview.k12.or.us/schools/union_school.php

DISTRICT Lake County SD 7
SUPERINTENDENT Will Cahill
PRINCIPAL Susan Warner
GRADES SERVED K-6

For more report card measures,
including detailed demographic
information, visit
www.ode.state.or.us/go/RCMeasures

CURRICULUM & LEARNING ENVIRONMENT WHAT IS THIS SCHOOL DOING TO IMPROVE STUDENT LEARNING AND TO PREPARE STUDENTS FOR THE FUTURE?

SCHOOL READINESS	<u>School Readiness</u> 1) Counseling for emotional, academic and behavior issues 2) Breakfast Program 3) Second Step Program - Bullying, Harrassment & Social Issues 4) Bonus/Pride Activities	5) PBIS - Positive Behavior Intervention Systems 6) Implementation of All Day Kindergarten 7) Kindergarten Kamp prior to school year
ACADEMIC SUPPORT	<u>Academic Support Programs</u> 1) Homework help before school 2) Title IA School-wide Program for Reading and Math 3) Special Education 4) Talented and Gifted 5) Parent Volunteer Tutoring Program	ACADEMIC ENRICHMENT <u>Academic Enrichment Opportunities</u> 1) Response to Intervention (RTI) 2) Accelerated Reader 3) Know Your Facts Math Program 4) Union Pride Recognition 5) Bureau of Land Management (BLM) Partnership (Greenhouse and Butterfly Habitat)
EXTRA-CURRICULAR ACTIVITIES/ AFTER SCHOOL PROGRAMS	<u>Extra Curricular Activities - Community Based</u> 1) Pop Warner Football 2) AYSO Soccer Program 3) EBL Basketball	4) Little League 5) Volleyball 6) Dance Program 7) 4-H Programs 8) Swim Team

Data and information in the Curriculum and Learning Environment section were provided by local schools and districts, and were not verified by the Oregon Department of Education.